

# Stoke Bruerne Museum Trail



Go up the stairs to the first floor  
Follow the WOW Trail markers and tick the boxes

**Super sleuths** Older children might like to answer these questions



## Building the canals

Look at the display cabinet facing you at the top of the stairs

Can you spot:

The instrument on 3 long legs (a theodolite) used for surveying the routes of canals?



**Super sleuths**

Look at the display panel on **Canal Engineers** to your left at the top of the stairs

What is the name of this early canal engineer? \_\_\_\_\_

When were the golden years of **The Canal Age**? \_\_\_\_\_

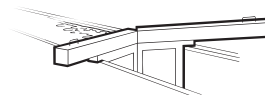


## Building the canals

Look at the model on the right hand side of the display cabinet

Can you spot:

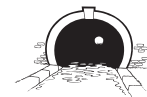
4. The lock chamber and bottom gates?



6. Limekilns?



9. Cutting out a tunnel mouth?



**Super sleuths**

Look at the tools hanging to the right of the model

What is the top tool on the display? \_\_\_\_\_

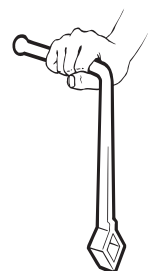
What was this tool used for? \_\_\_\_\_



## Working on the canals

Turn round and look in the hexagonal display cabinet

Can you spot: A windlass?



**Super sleuths**

What is a windlass used for? \_\_\_\_\_


Why did it have a long handle? \_\_\_\_\_



## Passengers on canals

Look at the display to the left of the hexagonal cabinet  
Passengers were carried on 'packet boats'

Can you spot: The model of the Duchess Countess packet boat?



**Q Super sleuths**


Look at the posters above the model boats.  
Which 3 towns did the packet boat on the Lancaster Canal link? \_\_\_\_\_



## Canal boats from different regions

Turn round and look at the models in the display case

Can you spot: A typical narrowboat of the Grand Union Canal?



**Q Super sleuths**


What was the unusual name given to the small, almost square barges that carried coal on the Aire and Calder Navigation? \_\_\_\_\_



## Narrowboat decoration

Turn right and walk along the display on the far wall of the museum

Can you spot: A decorated cabin stool?  
An oil headlamp?



**Q Super sleuths**

Can you spot the 'pigeon box' at the right hand end of the display?  
What was a 'pigeon box'? \_\_\_\_\_



## Time for a cuppa!

Look at the cabinet displaying teapots and jugs used on narrowboats

Can you spot: A brown 'Measham Ware' teapot?  
2 white pottery dogs?



**Q Super sleuths**

In which year did Mrs Barnard present one of these jugs to her sister? \_\_\_\_\_



## Women in wartime

Move to your right, past the window, to the Second World War display

**Can you spot:** The steel helmet for protection during air raids?



**Super sleuths**

Can you spot the Clothing Ration Book and the Supplementary Clothing Coupon?



## Clothes of the cut

Look at the man and woman in the display case behind you to the left

**Can you spot:** The woman's shawl & white apron?    
The man's blue spotted muffler?

**Super sleuths**

The woman's pocket was worn on the **outside** of her apron. For decoration, what was it fringed with? \_\_\_\_\_



## Model of Blisworth Tunnel

Turn round and look at the model of the tunnel under Blisworth Hill

**Can you spot:** The cutting at the Stoke Bruerne end?    
Blisworth village and Pickford's Warehouse?

**Super sleuths**

A tramway was constructed before the tunnel was finished. What was the unusual shape of the rails? \_\_\_\_\_



## Canal company seals

Walk to the right of the model and look to the left of the diving display

Seals were dipped in hot red wax to 'seal' documents with the company's logo.

**Can you spot:** The seal of the Grand Junction Canal Company?

**Super sleuths**

How many columns hold up the triangular roof (the 'pediment') of the classical building on the seal? \_\_\_\_\_




## Waterway wildlife

Walk up the stairs to the second floor of the museum  
Look at the waterway wildlife display at the top of the stairs

Can you spot: The Tawny owl on the spade?

The kingfisher on a branch?



**Q Super sleuths**

Moorhens and coots look similar - except for their beaks.


What colour is a moorhen's beak? \_\_\_\_\_ a coot's beak? \_\_\_\_\_



## Newsham's fire engine

Turn right and pass the fire engine built in 1734

Can you spot: The long handles on each side to pump the water?



**Q Super sleuths**

Why was the water pumped by hand?  
\_\_\_\_\_



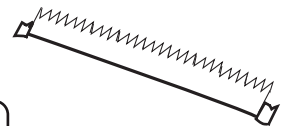
## Carpenters' and blacksmiths' tools

Look at the displays of tools to the right beyond the fire pump

Can you spot: A big wooden wheelbarrow?

Bellows in the forge?

Long two-handed saws?



**Q Super sleuths**

Find the 'Rules for Workmen' displayed on the wall behind the tools  
What were the daily working hours? \_\_\_\_\_ a.m. to \_\_\_\_\_ p.m.



## Blisworth Tunnel

Look at the display about Blisworth Tunnel

Can you spot: The photos taken inside the tunnel?



**Congratulations! You have completed the WOW Trail.**

If you have time, go to the corner by the window and watch the 4 minute video of a journey along the Grand Union Canal.

**Now return to Reception and ask for the Stoke Bruerne WOW trail.**